

WCF[®]

WHOLESALE CABINET FITTINGS
Handles, Cabinet Hardware and Furniture Fittings

DRAWER SLIDES

2025

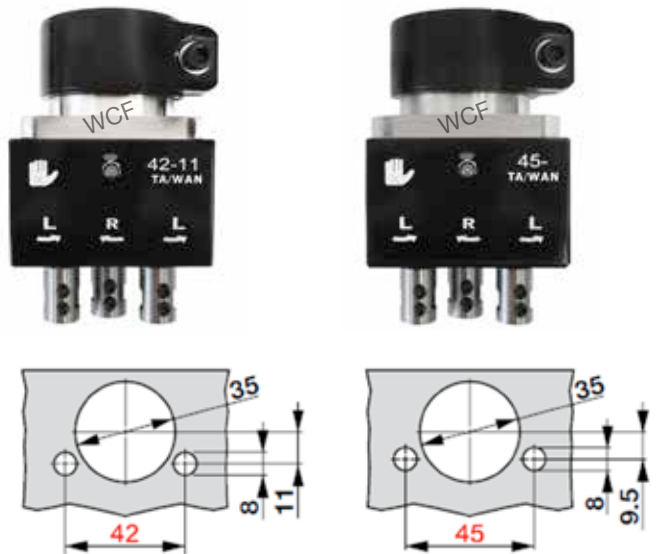


•MZ73031A

Hinge Drilling Machines
42mm or 45mm Cup cc

Available on **LOAN** to end users, subject to the signing of a Supply Contract for any Hinges with **pre-inserted Dowels** on their Cups, with a minimum offtake quantity of 500 pieces per month.

Optional Drilling Formats (Sizes Shown in mm)



UNDERMOUNT SOFT-CLOSING DRAWER SLIDE SETS



DTC •3514

Steel Thickness 1.8/1.5/1.0mm

Lengths 270, 300, 350, 400, 450, 500 or 550mm

DTC •UO2 Push to Open

Lengths 400, 450 or 500mm



DTC •SJ501

Optional Locking Pin for Undermount
Drawer Slide Sets



SH •3301

Steel Thickness 1.8/1.4/1.0mm

Lengths 270, 300, 350, 400, 450, 500 or 550mm



LM •5501

Steel Thickness 1.8/1.5/1.0mm

Lengths 300, 400, 450, 500 or 550mm



YY •4401

Steel Thickness 1.7/1.4/1.0mm


Lengths 300, 350, 450, 500 or 550mm



- **17 Series (Code 570) (Steel Thickness 0.9/0.9mm)**
Height 17mm 2-part Ball Bearing Slides (Pairs)
Lengths: 310, 342 or 378mm ZP



- **27 Series (Steel Thickness 0.8/0.8mm)**
Height 27mm 2-part Ball Bearing Slides (Pairs)
Lengths: 350mm Black, 400mm ZP or Black,
300mm or 450mm ZP



- **35 Series (Steel Thickness 1.0/1.0/1.0mm)**
Height 35mm 3-part Ball Bearing Slides (Pairs)
Lengths: 250, 300, 350, 400, 450 or 500mm ZP or Black

- **35-L Series (Steel Thickness 0.9/0.9/0.9mm)**
Height 35mm 3-part Ball Bearing Slides (Pairs)
Lengths: 250, 300 or 500mm ZP
Lengths: 350, 400, 450 or 500mm ZP or Black

- **35H Series (Steel Thickness 0.8/0.8/0.8mm)**
Height 35mm 3-part Ball Bearing Slides (Pairs)
Lengths: 250, 300, 350, 400, 450 or 500mm ZP

- **35E Series (Steel Thickness 0.7/0.7/0.7mm)**
Height 35mm 3-part Ball Bearing Slides (Pairs)
Lengths: 250, 300 or 400mm ZP
Length: 350mm Black



- **42 Series (Steel Thickness 0.8/0.8/0.8mm)**
Height 42mm 3-part Ball Bearing Slides (Pairs)
Lengths: 300, 350, 400, 450 or 500mm ZP

- **42E Series (Steel Thickness 0.7/0.7/0.7mm)**
Height 42mm 3-part Ball Bearing Slides (Pairs)
Lengths: 300 or 350mm ZP

- **45 Series (Steel Thickness 1.2/1.2/1.2mm)**
Height 45mm 3-part Ball Bearing Slides (Pairs) ZP or Black
Lengths: 300, 350, 400, 450, 500, 550 or 600mm
700, 800 or 900mm ZP

- **45-1 or 45E Series (Steel Thickness 1.0/1.0/1.0mm)**
Height 45mm 3-part Ball Bearing Slides (Pairs) ZP or Black
Lengths: 250, 300, 350, 400, 450, 500, 550mm or
600mm ZP

- **45H Series (Steel Thickness 0.9/0.9/0.9mm)**
Height 45mm 3-part Ball Bearing Slides (Pairs)
Lengths: 250, 300, 350, 400, 450 or 500mm ZP



- **4503 Push-to-Open (Steel Thickness 1.0/1.0/1.2mm)**
Height 45mm 3-part Ball Bearing Slides (Pairs)
Lengths: 300, 350, 400, 450, 500 or 550mm ZP

- **4504 Soft-Closing (Steel Thickness 1.0/1.0/1.2mm)**
Height 45mm 3-part Ball Bearing Slides (Pairs)
Lengths: 300, 350, 400, 450, 500 or 550mm ZP

DTC BALL BEARING SLIDES



- **DTC 105 (Steel Thickness 1.0/1.0/1.0mm)**
Height 35mm Soft-Closing
Lengths: 300, 350, 400, 450 or 500mm
Zinc Plated or Black



- **DTC 104 (Steel Thickness 1.2/1.2/1.5mm)**
Height 45mm
Lengths: 300, 350, 400, 450, 500, 550 or 600mm
Zinc Plated or Black



- **DTC 4506 (Steel Thickness 1.2/1.2/1.5mm)**
Soft-Closing Height 45mm
Lengths: 300, 350, 400, 450 or 500mm ZP



- **DTC 4507 (Steel Thickness 1.2/1.2/1.5mm)**
Push-to-Open Height 45mm
Lengths: 400 or 450mm ZP



- **5766 (Steel Thickness 1.45/1.45mm)**
Height 35mm 2-part Ball Bearing Slide (Pairs)
Lengths: 400 or 500mm ZP
Clip-On Version for Steel Cabinet Application

DTC INNER DRAWER SLIDE SETS

DTC •M01500Q-W L 500mm
White



WITH SINGLE ROUND RAILS

DTC •M01400R-W L 400mm
•M01450R-W L 450mm
•M01500R-W L 500mm
White



WITH DOUBLE ROUND RAILS

DTC •M01400T-W L 400mm
•M01450T-W L 450mm
•M01500T-W L 500mm
White



WITH FROSTED GLASS PANELS

DTC •M01500V-W L 500mm
White

•M0106L500 Frosted Glass Panels



A

DTC •M01021W
Front Panel (Length 1100mm x Height 90mm)
(Not included in the Set) Cut to length as required.
White

B

DTC •M01043W
Front Round Rail (Length 1100mm)
(Not included in the Set) Cut to length as required.
White

NOTE: Back Panels and Drawer Bottoms of Melamine Faced Chipboard are not included nor supplied.

DTC SOFT-CLOSING INTERNAL DRAWER SLIDE SETS

DTC INNER DRAWER SLIDE SETS

DTC •M01500Q L 500mm
Silver Grey



WITH SINGLE ROUND RAILS

DTC •M01500R L 500mm
Silver Grey



WITH DOUBLE ROUND RAILS

DTC •M01500T L 500mm
Silver Grey



WITH FROSTED GLASS PANELS

DTC •M01500V L 500mm
Silver Grey

•M0106L500 Frosted Glass Panels



A

DTC •M01021

Front Panel (Length 1100mm x Height 90mm)
(Not included in the Set) Cut to length as required.
Silver Grey

B

DTC •M01043

Front Round Rail (Length 1100mm)
(Not included in the Set) Cut to length as required.
Silver Grey

NOTE: Back Panels and Drawer Bottoms of Melamine Faced Chipboard are not included nor supplied.

- DTC**
- M01270A-W L 270mm
 - M01350A-W L 350mm
 - M01400A-W L 400mm
 - M01450A-W L 450mm
 - M01500A-W L 500mm

White



WITH SINGLE ROUND RAILS

- DTC**
- M01450B-W L 450mm
 - M01500B-W L 500mm

White



WITH DOUBLE ROUND RAILS

- DTC**
- M01450D-W L 450mm
 - M01500D-W L 500mm

White



•ML3

Marking Tool for Railings

WITH FROSTED GLASS PANELS

- DTC**
- M01500F-W L 500mm

White

- M01062500 Frosted Glass Panels



DTC SOFT-CLOSING DRAWER SLIDE SETS

- DTC**
- M01270A L 270mm
 - M01350A L 350mm
 - M01400A L 400mm
 - M01450A L 450mm
 - M01500A L 500mm
- Silver Grey

WITH SINGLE ROUND RAILS

- DTC**
- M01450B L 450mm
 - M01500B L 500mm
- Silver Grey

WITH DOUBLE ROUND RAILS

- DTC**
- M01450D L 450mm
 - M01500D L 500mm
- Silver Grey



•ML3
Marking Tool for Railings

WITH FROSTED GLASS PANELS

- DTC**
- M01500F L 500mm
- Silver Grey
- M01062500 Frosted Glass Panels

- DTC**
- M0101A



Drawer Front Marking Jig for
M and MM Series Drawer Slide Sets

- M01011



Spare Front Fixing Bracket for
M and MM Series Drawer Slide Sets



DTC DRAWER SLIDE SETS

DTC Soft-Closing

- MM01270A L 270mm
- MM01350A L 350mm
- MM01400A L 400mm
- MM01450A L 450mm
- MM01500A L 500mm

White or Silver Grey

DTC Push-to-Open

- MM314501A L 450mm
- MM315001A L 500mm

White

DTC Soft-Closing with Single Side Rail

- MM01270B L 270mm
- MM01350B L 350mm
- MM01400B L 400mm
- MM01450B L 450mm
- MM01500B L 500mm

White or Silver Grey

DTC Push-to-Open with Single Side Rail

- MM314501B L 450mm
- MM315001B L 500mm

White

DTC Soft-Closing with Double Side Rail

- MM01270D L 270mm
- MM01350D L 350mm
- MM01400D L 400mm
- MM01450D L 450mm
- MM01500D L 500mm

White or Silver Grey

DTC Push-to-Open with Double Side Rail

- MM314501D L 450mm
- MM315001D L 500mm

White

DTC Soft-Closing with Frosted Glass Panel

- MM01450F L 450mm
- MM01500F L 500mm

White


- MM01066450 Frosted Glass Panels
- MM01066500 Frosted Glass Panels

DTC Push-to-Open with Frosted Glass Panel

- MM315001F L 500mm

White

- MM01066500 Frosted Glass Panels



DTC SOFT CLOSING INNER DRAWER SLIDE SETS

- DTC** •MM01450Q-W L450mm
•MM01500Q-W L500mm
White



Ht - 95mm

- DTC** •MM01400R-W L400mm
•MM01450R-W L450mm
•MM01500R-W L500mm
With Single Side Rails
White



Ht - 160mm

- DTC** •MM01400T-W L400mm
•MM01450T-W L450mm
•MM01500T-W L500mm
With Single Side Rails
White



Ht - 220mm

- DTC** •MM01500V-W L500mm
With Side Rails and Frosted Glass Panels
White

- M0106L500 Frosted Glass Panels



Ht - 220mm

A

- DTC** •M01021W
Front Panel (Length 1100mm x Height 90mm)
(Not included in the Set) Cut to length as required.
White

C

- DTC** •M01078-W
Front Square Rail (Length 1100mm)
(Not included in the Set) Cut to length as required
White

NOTE: Back Panels and Drawer Bottoms of Melamine Faced Chipboard are not included nor supplied.

DTC SOFT-CLOSING SLIMLINE DRAWER SLIDE SETS

DTC SOFT-CLOSING SLIM LINE DRAWER SLIDE SETS.

Lengths 350mm, 400mm, 450mm or 500mm

- DTC**
- HB013504A
 - HB014004A
 - HB014504A
 - HB015004A

White



Panel Height 95mm
Overall Height 110mm

MARKING JIGS FOR HB SERIES DRAWERS (2 PIECE SET)



•TB0101A

For HB01/HB02 Series

- DTC**
- HB023504A
 - HB024004A
 - HB024504A
 - HB025004A

White



Panel Height 127mm
Overall Height 142mm



•TB0301A

For HB03 Series

- DTC**
- HB034004A
 - HB034504A
 - HB035004A

Lengths
400, 450 or 500mm

White



Panel Height 178mm
Overall Height 192mm

DTC •TB01, TB02 and TB03 STEEL DRAWER BACKS FOR THE 3 HEIGHTS HB SERIES DRAWER SETS

WHITE. HEIGHTS 95mm, 127mm or 178mm

Backs For Drawers for Unit Widths 450mm, 500mm, 600mm or 900mm. Width 1200mm in White Only



Aperture for 16mm
Base Board (Not Supplied)

DTC SOFT-CLOSING SLIMLINE DRAWER SLIDE SETS

DTC SOFT-CLOSING SLIM LINE DRAWER SLIDE SETS.

Lengths 350mm, 400mm, 450mm **4**

- DTC**
- HB013504A-G
 - HB014004A-G
 - HB014504A-G
 - HB015004A-G

Dark Grey



Panel Height 95mm
Overall Height 110mm

- DTC**
- HB023504A-G
 - HB024004A-G
 - HB024504A-G
 - HB025004A-G

Dark Grey



Panel Height 127mm
Overall Height 142mm

- DTC**
- HB034004A-G
 - HB034504A-G
 - HB035004A-G

Lengths
400, 450 or 500mm

Dark Grey



Panel Height 178mm
Overall Height 192mm

MARKING JIGS FOR HB X SERIES DRAWERS (2 PIECE SET)



•HE1101AX
For HB01 Series



•HE1201AX
For HB02 Series



•HE1301AX
For HB03 Series

DTC •TB01, TB02 and TB03 STEEL DRAWER BACKS FOR THE 3 HEIGHTS HB SERIES DRAWER SETS

DARK GREY. HEIGHTS 95mm, 127mm or 178mm

Backs For Drawer for Unit Widths 450mm, 500mm, 600mm or 900mm.



Aperture for 16mm
Base Board (Not Supplied)



•**M01015-W**
DTC Front Bracket DBL
Glass Inner
White



•**M01015**
DTC Front Bracket DBL
Glass Inner
Dark Grey



•**M01014-W**
DTC SM01 Front
Bracket Double
White



•**M01014**
DTC SM01 Front
Bracket Double
Dark Grey



•**M0101C**
DTC Front Bracket
for Inner Drawer
White



•**M01013**
DTC SM01 Front Bracket
Single
Dark Grey



•**M01033**
DTC Back Bracket Double
Silver Grey



•**M01033-W**
DTC Back Bracket Double
White



•**M01012-W**
DTC SM01 Front Bracket
Standard



•**M01012**
DTC SM01 Front Bracket
Standard



•**M01032**
SM01 Back Bracket Single
Silver Grey



•**M01032-W**
DTC Back Bracket Single
White



•**UMM**
Spare Locking Device for
Undermount Runner



•**M-HCI-XX**
Replacement Damper for M and MM Drawer Slide Sets



•**M01031**
SM01 Back Fixing Brackets
Silver Grey



•**M01031-W**
SM01 Back Brackets
White



•M01061-W
Glass Front Bracket
White



•M01061
Glass Front Bracket
Silver Grey



•M01063-W
Glass Back Bracket
White



•M01063
Glass Back Bracket
Silver Grey

DTC M AND MM DRAWER SERIES RAILS



•M01041500
SM01 Side Rail 500mm
Silver Grey



•M01041500-W
SM01 Side Rail 500mm
White



•M01041450
SM01 Side Rail 450mm
Silver Grey



•M01041450-W
SM01 Side Rail 450mm
White



•M0104S450-W or •M0104S500-W
Side Rails Square 450 or 500mm White

DTC CORNER DRAWER SLIDE SETS

White

DTC •MM015504N

Soft-Closing
Length 550mm

DTC •MM315504N

Push-to-open
Length 550mm



Ht - 95mm

WITH SINGLE SIDE RAILS

DTC •MM01550P

Soft-Closing
Length 550mm

DTC •MM31550P

Push-to-Open
Length 550mm



Ht - 220mm

Note: Drawer Fronts, Back Panels and Drawer Bottoms of Melamine Faced Chipboard are not included nor supplied.

DRAWER BOX SLIDES



Ht - 149mm

DTC •S149 White
L400mm
L450mm
L500mm

SUMMIT •149
L450mm Black or White
L500mm White



DTC •HB01081
Drawer Stabiliser
To be used when Drawer Width exceeds 600mm



DTC •M-001
Spacer Block for Soft-Close
Drawer Slides



DTC •SS01JIG
Front Marking Jig
for S085 and S149
Drawer Box Slides

DTC •S085
L270mm White
L350mm White
L400mm White or Black
L450mm White or Black
L500mm White or Black
L550mm Black

SUMMIT •805
L270mm White or Grey
L350mm White or Black
L400mm White or Black
L450mm White or Black
L500mm White, Black or Grey

SUMMIT •TH086
L450mm White or Black
L500mm Black

DTC HINGE COVERS



•S10HH
For Hinge Arm



•G10H
For Hinge Cup

DRAWER BOX SLIDES SOFT-CLOSING ATTACHMENTS



•T009892



DTC •MSSOFT



•TR001

SOFT-CLOSING SLIMLINE DRAWER SLIDE SETS

SUMMIT SOFT-CLOSING SLIM PROFILE DRAWER SLIDE SETS

Profile Width **13mm**. Length **490mm**

•1900

White or Dark Grey



MARKING JIGS FOR 1900 SERIES DRAWERS (2 PIECE SETS)



•19-S



•19-M



•19-L

GRASS 100 SERIES TWISTLOCK CLIP-ON HINGES (42MM CC)

See Compatible Hinge Plate Below



•2376568
Full Overlay



•2376588
Half Overlay



•237661
95 Degree
Blind Corner



•237663
45 Degree



•237662
30 degree



•237665
135 Degree
Pie-Cut



•2376578
165 Degree
Full Overlay



•237660
165 Degree
Half Overlay

GRASS BASE PLATE FOR
100 SERIES HINGES



•GP4
4-Hole Plate
with Euroscrews

GRASS DRAWER BOX SLIDES



•148812
Length 440mm
•148814
Length 510mm

Ht - 43mm



•111888 or 111927
Length 270mm
•111891
Length 440mm
•111892
Length 470mm

Ht - 85mm

•111893
Length 510mm
•111894
Length 550mm



•122738
Length 510mm

Ht - 117mm



•016350
Length 350mm
Brown

Ht - 85mm

G*GRASS DRAWER BOX RAILS AND FITTINGS (Compatible with any of the Box Drawer Slides)



•151092
Nova Inter front and Rail 500mm



•127614
Round Bar Rail 600mm



•127134
Rail Round Zargen 510mm
White



•127141
Round Bar Railing Divider 500mm



•125703
Railing Round Cover Sleeve



•196621
Rail Round Bar Divider Clip



•127130
Rail Round Zargen 470mm White



•127364/5
Round Rail Zargen Back Clip
Right or Left



•145970
Nova 9006 Rail Set 350mm

•145971
Nova 9006 Rail Set 400mm

G*GRASS 2-PART RUNNER SETS



•167197
Runner Zargen Length 440mm
Full Extension



•167198
Runner Zargen Length 470mm
Full Extension



•167199
Runner Zargen Length 510mm
Full Extension

G*GRASS 3-PART RUNNER SETS



•012300
Runner Grass Length 300mm Full Ext

•012400
Runner Grass Length 400mm Full Ext

•012550
Runner Grass Length 550mm Full Ext

G*GRASS BOTTOM MOUNTED DRAWER SLIDE



•155544
Thickness 1.2mm Length 510mm

G*GRASS UNDERMOUNT FULL EXTENSION SLIDES



•017400
Metrowood Full Extension Length 400mm

•017450
Metrowood Full Extension Length 450mm

•017500
Metrowood Full Extension Length 500mm



•PR32
32mm Round Plug



•PR25
25mm Round Plug



•PR22
22mm Round Plug



•PR19
19mm Round Plug



•PR16
16mm Round Plug



•PFS19
19mm Ferrule
Splayed



•PF16
16mm Ferrule



•PF12
12mm Ferrule



•PH
Rectangular with M8 Thread
L 41.5 x W 21 x Ht 34.5mm



•5310
Square with M8 Thread
22 x 22 x Ht 35mm



•PF38
38mm Ferrule



•PF32
32mm Ferrule



•PF25
25mm Ferrule



•PF22
22mm Ferrule



•PF19
19mm Ferrule



•PS14
32mm Square Threaded Plug
(M10 Tapped hole)



•PS13
25mm Square Threaded Plug
(M10 Tapped hole)



•PSS22
22mm Square Plug
Splayed



•PSS19
19mm Square Plug
Splayed



•PS19
19mm Square Plug



•PL-10
Rectangular Plug
H 35 x W 22 x T 10mm
Black or Brown



•PS50
50mm Square Plug



•PS32
32mm Square Plug



•PS25
25mm Square Plug



•PS22
22mm Square Plug





•55070
Double Roller Box
Zinc Plated



•8301-Sc
Double Roller with Screws
Zinc Plated



•8301-H
Double Roller - High Base
Zinc Plated



•8310
Single Roller with Screws
Zinc Plated

SOLID BRASS DOUBLE BALL CATCHES



•55334
L 60mm



•1379-50
L 50mm



•1379
L 43mm



•1637
Gripper Catch
With Screws Included
Black/Yellow Zinc Plated



•8313
Elbow Catch
with Screws Included
Yellow Zinc Plated



•55090
Plastic Gripper
White or Brown



•55091
Plastic Double Roller
Brown or White



•NG-3
Plastic Single Clip-in Roller
Brown or Tan



•50720
Magnetic Push - Double
White, Brown or Black



•618
Concealed Ball-Catches
Brass Plated or Chrome Plated

See Striker Plates on page 39



•50703
Magnetic Push - Single
White, Black or Brown



•55690
Mini Latch Catches
Nickel Plated with White or Brown Catch



•50630
Magnetic Catch with Zinc Plated Strikers
Brown, Black or White



DTC •55690WH
Mini Latch Catch
Nickel Plated with White Catch

WCF[®]

WHOLESALE CABINET FITTINGS

Handles, Cabinet Hardware and Furniture Fittings

Unit 6 Cecil Morgan Street,
Sunnyside Industria,
Stikland,
CAPE TOWN
Tel: 021 949 1827

466 Jasmyn Street,
Silverton,
PRETORIA
Tel: 012 804 1832

Unit 7 Saligna Park,
3 Saligna Street,
Witfield,
BOKSBURG
Tel: 011 823 1873

Unit 6 Skyview Retail Park,
Cnr CR Swart Drive and
Freda Road,
Strydom Park,
RANDBURG
Tel: 011 791 5393

23 Roper Street,
New Centre,
JOHANNESBURG
Tel: 011 493 1222

Unit 302 Northlands
Deco Park,
New Market Street,
NORTH RIDING
Tel: 011 462 6870



www.cabinetfittings.co.za
Email: sales@cabinetfittings.co.za
PO Box 33003 Jeppestown 2043

This Catalogue is subject to Copyright